


















-  [Custom Profiles](#)
-  [Architectural](#)
-  [Bulb/ Pedestal](#)
-  [Container/ Drum](#)
-  [D-Sections](#)
-  [Overhead Door](#)
-  [Pipe Gaskets](#)
-  [Ribbed Profiles](#)
-  [Setting Blocks](#)
-  [Sheeting](#)
- [EPDM Sheeting](#)
- [Neoprene Sheeting](#)
- [Silicone Sheeting](#)
-  [Tubing](#)
-  [U-Channels](#)
-  [Weatherseals](#)
-  [Wiper Seals](#)
-  [W-Spacers](#)

EPDM Sheeting

Since 1991, ELBEX has manufactured over 4,000 profiles to meet the needs of [diverse markets](#). Below are ELBEX's standard EPDM sheeting profiles. To inquire about our standard profiles or how ELBEX can assist you with your custom profile, please [contact us by phone or fax](#) or use our [Request a Quote form](#).



EDPM Sheeting

Die No.	Width	Thick
3077	1.000	0.020
3031	1.125	0.02
3029	1.500	0.03
3078	2.000	0.020
3070	2.000	0.030
3129	4.000	0.020
3146	4.030	0.020
3147	4.030	0.020
3191	6.000	0.020
3192	8.000	0.020
2448R	8.000	0.07
3193	12.000	0.020
2449R	12.000	0.07

[Contact Us](#)
[Request a Quote](#)