


















-  [Custom Profiles](#)
-  [Architectural](#)
-  [Bulb/ Pedestal](#)
-  [Container/ Drum](#)
-  [D-Sections](#)
-  [Overhead Door](#)
-  [Pipe Gaskets](#)
-  [Ribbed Profiles](#)
-  [Setting Blocks](#)
- [Rectangle](#)
- [Shaped](#)
-  [Sheeting](#)
-  [Tubing](#)
-  [U-Channels](#)
-  [Weatherseals](#)
-  [Wiper Seals](#)
-  [W-Spacers](#)

## Setting Blocks: Rectangle

Since 1991, ELBEX has manufactured over 4,000 profiles to meet the needs of [diverse markets](#). Below are some of ELBEX's standard EDPM, neoprene, and silicone setting blocks. To inquire about our standard profiles or how ELBEX can assist you with your custom profile, please [contact us by phone or fax](#) or use our [Request a Quote form](#).



[EPDM Setting Blocks Rectangles](#)  
[Neoprene Setting Blocks Rectangles](#)  
[Silicone Setting Blocks Rectangles](#)

## EDPM Setting Blocks

Dimensions	Die No.	Material
.062" X 1.000"	<b>2199</b>	80 Duro. EPDM
.083" X .248"	<b>2120</b>	50 Duro. EPDM
.090" X .375"	<b>2443</b>	90 Duro. EPDM
.094" X 1.000"	<b>2926</b>	60 Duro. EPDM
.118" X 1.375"	<b>2123</b>	45 Duro. EPDM
.125" X .500"	<b>3032</b>	80 Duro. EPDM
.125" X .750"	<b>2263</b>	80 Duro. EPDM
.125" X .750"	<b>2263</b>	80 Duro. EPDM
.125" X 1.000"	<b>2056</b>	60 Duro. EPDM
.125" X 1.000"	<b>2200</b>	80 Duro. EPDM
.125" X 1.250"	<b>2065</b>	60 Duro. EPDM
.125" X 1.250"	<b>2437</b>	70 Duro. EPDM
.125" X 1.250"	<b>2820</b>	60 Duro. EPDM
.125" X 1.688"	<b>2819</b>	60 Duro. EPDM
.125" X 2.000"	<b>2428</b>	70 Duro. EPDM

[Contact Us](#)  
[Request a Quote](#)

.125" X 2.125"	<b>2818</b>	60 Duro. EPDM
.187" X .250"	<b>2792</b>	80 Duro. EPDM
.187" X .750"	<b>2842</b>	80 Duro. EPDM
.187" X 1.000"	<b>2573</b>	80 Duro. EPDM
.187" X 1.125"	<b>2840</b>	80 Duro. EPDM
.187" X 1.250"	<b>2919</b>	80 Duro. EPDM
.187" X 1.437"	<b>2841</b>	80 Duro. EPDM
.219" X .375"	<b>2928</b>	80 Duro. EPDM
.219" X .906"	<b>2927</b>	80 Duro. EPDM
.250" X .375"	<b>2872</b>	80 Duro. EPDM
.250" X .500"	<b>2357</b>	80 Duro. EPDM
.250" X .750"	<b>2566</b>	80 Duro. EPDM
.250" X 1.437"	<b>2839</b>	80 Duro. EPDM
.250" X 1.500"	<b>3055</b>	80 Duro. EPDM
.250" X 1.688"	<b>2383</b>	80 Duro. EPDM
.250" X 1.812"	<b>2717</b>	80 Duro. EPDM
.275" X .500"	<b>3091</b>	80 Duro. EPDM
.275" X 1.000"	<b>2193</b>	80 Duro. EPDM
.275" X 1.035"	<b>3092</b>	80 Duro. EPDM
.312" X .500"	<b>2753</b>	70 Duro. EPDM
.312" X .625"	<b>2444</b>	80 Duro. EPDM
.312" X 1.000"	<b>2793</b>	80 Duro. EPDM
.375" X .375"	<b>2161</b>	80 Duro. EPDM
.375" X .500"	<b>2877</b>	80 Duro. EPDM
.375" X .750"	<b>2214</b>	80 Duro. EPDM
.375" X .750"	<b>2311</b>	60 Duro. EPDM
.375" X .875"	<b>2866</b>	80 Duro. EPDM
.375" X 1.000"	<b>2471</b>	80 Duro. EPDM
.375" X 1.125"	<b>2823</b>	80 Duro. EPDM
.375" X 1.187"	<b>2292</b>	80 Duro. EPDM
.375" X 1.250"	<b>2734</b>	80 Duro. EPDM
.375" X 1.562"	<b>2822</b>	80 Duro. EPDM
.375" X 2.250"	<b>2821</b>	80 Duro. EPDM
.375" X 1.500"	<b>2777</b>	80 Duro. EPDM
.403" X .750"	<b>2262</b>	80 Duro. EPDM
.437" X .750"	<b>2059</b>	80 Duro. EPDM
.437" X 1.125"	<b>2893</b>	80 Duro. EPDM
.500" X .500"	<b>2969</b>	80 Duro. EPDM
.500" X 1.000"	<b>2380</b>	80 Duro. EPDM
.500" X 1.062"	<b>2382</b>	80 Duro. EPDM
.500" X 1.125"	<b>2068</b>	80 Duro. EPDM
.500" X 1.375"	<b>2356</b>	80 Duro. EPDM
.562" X .750"	<b>2580</b>	80 Duro. EPDM

.562" X 1.250"	<b>2937</b>	80 Duro. EPDM
.625" X .625"	<b>2664</b>	80 Duro. EPDM
.625" X 1.000"	<b>2470</b>	80 Duro. EPDM
.687" X 1.250"	<b>2743</b>	70 Duro. EPDM
.750" X 1.250"	<b>2213</b>	80 Duro. EPDM
.875" X 1.000"	<b>2422</b>	80 Duro. EPDM
1.062" X 1.250"	<b>2735</b>	80 Duro. EPDM
1.250" X 1.250"	<b>3188</b>	80 Duro. EPDM

---

### Neoprene Setting Blocks

Dimensions	Die No.	Material
.062" X .375"	<b>2507</b>	80 Duro. Neoprene
.062" X .500"	<b>2787</b>	80 Duro. Neoprene
.062" X .875"	<b>2508</b>	80 Duro. Neoprene
.250" X .625"	<b>2374</b>	80 Duro. Neoprene
.250" X 1.000"	<b>2057</b>	80 Duro. Neoprene
.500" X 1.250"	<b>2375</b>	80 Duro. Neoprene
.625" X 1.250"	<b>2156</b>	80 Duro. Neoprene

[Contact Us](#)  
[Request a Quote](#)

---

### Silicone Setting Blocks

Dimensions	Die No.	Material
.062" X .875"	<b>2544</b>	80 Duro. Silicone
.062" X 1.000"	<b>2570</b>	80 Duro. Silicone
.125" X .625"	<b>2516</b>	80 Duro. Silicone
.125" X .875"	<b>2923</b>	80 Duro. Silicone
.125" X 1.000"	<b>2124</b>	80 Duro. Silicone
.125" X 1.1875"	<b>2517</b>	80 Duro. Silicone
.125" X 1.250"	<b>2523</b>	80 Duro. Silicone
.250" X .250"	<b>2135</b>	80 Duro. Silicone
.250" X .500"	<b>2111</b>	80 Duro. Silicone
.250" X .875"	<b>2323</b>	80 Duro. Silicone
.250" X 1.000"	<b>2136</b>	80 Duro. Silicone
.375" X .375"	<b>2224</b>	80 Duro. Silicone
.375" X .875"	<b>2923</b>	80 Duro. Silicone
.375" X 1.000"	<b>2824</b>	80 Duro. Silicone
.375" X 1.062"	<b>2303</b>	80 Duro. Silicone
.437" X .875"	<b>2696</b>	80 Duro. Silicone
.500" X .750"	<b>2672</b>	80 Duro. Silicone
.500" X 1.000"	<b>2880</b>	80 Duro. Silicone
.625" X .875"	<b>2546</b>	80 Duro. Silicone

[Contact Us](#)  
[Request a Quote](#)